

**WORCBO45110**  
**WORCBO45116**  
**WORCBO45120**  
**WORCBO45125**  
**WORCBO45132**  
**WORCBO45140**  
**WORCBO6106**  
**WORCBO6110**  
**WORCBO6116**  
**WORCBO6120**  
**WORCBO6125**  
**WORCBO6132**  
**WORCBO6140**

Page 1 of 3




## WOLVERINE RCBO SERIES

### TYPE A RCBO 4.5kA and 6kA



#### Overview:

Wolverine Din Rail mounted RCBOs (WORCBO series) offer fast and flexible installation for safety of personal and equipment protection applications in domestic and small commercial environments as well as circuit protection up to 6kA. Being fully certified in accordance with standard AS/NZS 61009-1 and IEC 61009-1 (Residual current circuit breakers for household and similar purposes). Providing protection against short circuit, overcurrent situations and earth faults that may occur in equipment as well as reduce the effects of electric shock and save lives by cutting off supply if they have measured an imbalance between the live and neutral cables above the sensitivity level where current flowing in the live and neutral cables becomes imbalanced from current flowing to earth.



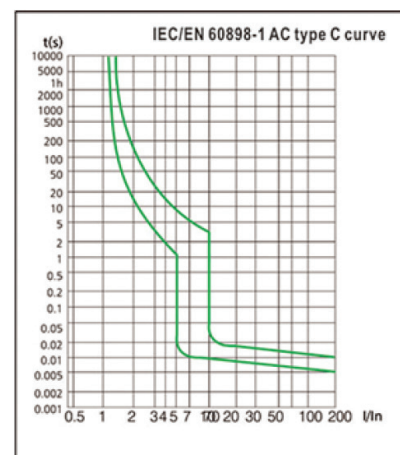
They provide fast and flexible installation with easy-to-use terminals, din assembly and tongue style busbar suitability. The Wolverine RCBO's are available in C curve tripping characteristic and ideal for applications for protection of resistive and inductive loads with low inrush current is suitable for protecting distribution lines, lighting lines and motor circuits with high connecting current, equipment in office and residential buildings. Available in single module with non-directional orientation input (either input Line/Neutral from top terminals or from the bottom) for easy flexible installations.

The Wolverine RCBOs are available in type A sensing characteristic only and ideal for applications for protection of general everyday use and available in 30mA operating current. Type A RCBO's are sensitive to both sinusoidal currents and "unidirectional pulsed" currents, which may be present in modern electrical systems with electronic devices for rectifying the current or similar equipment.

They are ideal for protection in applications for electronic components, inverters, class 1 IT & multimedia equipment, power supplies for class 2 equipment, lighting controls, induction hobs and washing machines.

#### Features:

- Earth leakage protection
- Overload and short circuit protection
- Non-Line / Load sensitive allows the electricians to either "input from the top and output from the bottom" or "input from the bottom and output from the top" without issue and this provides greater versatility and ease of installation
- Compact SLIM module design, allows for more RCDs/MCBs to be installed in the one enclosure
- True Double Pole Disconnection in a Single Module RCBO
- Double pole switching for complete isolation of faulty circuits
- Neutral pole switching significantly reduces the installation and insulated openings for easy busbar installations
- Compatible with multiple types of screwdrivers with combination head screws
- Meets ESV Additional Testing & verification requirements for RCBOs
- Complies with AS/NZS 61009-1



#### Standard Number:

AS/NZS 61009-1

#### Certification Number:

GMA-515235-EA

#### GSM Electrical (Australia) Pty Ltd

Level 2, 142-144 Fullarton Road, Rose Park SA 5067


P: 1300 301 838 F: 1300 301 778 E: service@gsme.com.au

[www.gsme.com.au](http://www.gsme.com.au)



Data Specification Sheet  
January 2024

**WORCBO45110**  
**WORCBO45116**  
**WORCBO45120**  
**WORCBO45125**  
**WORCBO45132**  
**WORCBO45140**  
**WORCBO6106**  
**WORCBO6110**  
**WORCBO6116**  
**WORCBO6120**  
**WORCBO6125**  
**WORCBO6132**  
**WORCBO6140**



Page 2 of 3



## WOLVERINE RCBO SERIES

### TYPE A RCBO 4.5kA and 6kA



#### Specifications:

Electrical Features	Type	Electronic
	Current Rating	6A, 10A, 16A, 20A, 25A, 32A, 40A
	Rated Voltage	230V, 240V
	Number of Poles	1P+N
	Type (wave form of the earth leakage sensed)	A-Type
	Thermo- magnetic Release Characteristic	C curve
	Rated Sensitivity I <sub>n</sub>	30mA
	Breaking Capacity	4.5kA, 6kA
	Rated Frequency	50/60Hz
	Rated impulse withstand voltage (Uimp)	4kV
	Standard	IEC 61009-1, AS/NZS61009.1
Mechanical Features	Pollution Degree	2
	Ambient Temperature	-21°C+40°C
	Protection Degree	IP20
	Electrical Life	2,000 times
	Mechanical Life	2,000 times
	Contact Position Indicator	Green=OFF, Red=ON
	Terminal Connection Type	Cable/Pin-type busbar
Installation	Terminal Size Top/Bottom For Busbar	10mm <sup>2</sup>
	Grid distance up to and including 1500A	35mm
	Grid Distance above 1500A	100mm
	Terminal Size Top/Bottom For Cable	10mm <sup>2</sup>
	Maximum Tightening Torque	2.0Nm
	Recommended tightening torque for terminals	1.5 Nm
	Mounting	On DIN rail EN 60715 (35mm) by means of fast clip device
	Connection	From top or bottom are available ( bi directional)

Catalogue Number	Description
WORCBO45110	RCBO Residual Current Breaker with Overcurrent Protection 4.5kA 2 Pole 10A 230 240V ac 30mA Type A 1 Module Wide
WORCBO45116	RCBO Residual Current Breaker with Overcurrent Protection 4.5kA 2 Pole 16A 230 240V ac 30mA Type A 1 Module Wide
WORCBO45120	RCBO Residual Current Breaker with Overcurrent Protection 4.5kA 2 Pole 20A 230 240V ac 30mA Type A 1 Module Wide
WORCBO45125	RCBO Residual Current Breaker with Overcurrent Protection 4.5kA 2 Pole 25A 230 240V ac 30mA Type A 1 Module Wide
WORCBO45132	RCBO Residual Current Breaker with Overcurrent Protection 4.5kA 2 Pole 32A 230 240V ac 30mA Type A 1 Module Wide
WORCBO45140	RCBO Residual Current Breaker with Overcurrent Protection 4.5kA 2 Pole 40A 230 240V ac 30mA Type A 1 Module Wide
WORCBO6106	RCBO Residual Current Breaker with Overcurrent Protection 6kA 2 Pole 6A 230 240V ac 30mA Type A 1 Module Wide
WORCBO6110	RCBO Residual Current Breaker with Overcurrent Protection 6kA 2 Pole 10A 230 240V ac 30mA Type A 1 Module Wide
WORCBO6116	RCBO Residual Current Breaker with Overcurrent Protection 6kA 2 Pole 16A 230 240V ac 30mA Type A 1 Module Wide
WORCBO6120	RCBO Residual Current Breaker with Overcurrent Protection 6kA 2 Pole 20A 230 240V ac 30mA Type A 1 Module Wide
WORCBO6125	RCBO Residual Current Breaker with Overcurrent Protection 6kA 2 Pole 25A 230 240V ac 30mA Type A 1 Module Wide
WORCBO6132	RCBO Residual Current Breaker with Overcurrent Protection 6kA 2 Pole 32A 230 240V ac 30mA Type A 1 Module Wide
WORCBO6140	RCBO Residual Current Breaker with Overcurrent Protection 6kA 2 Pole 40A 230 240V ac 30mA Type A 1 Module Wide

The product is listed on the Energy Safe Victoria website for approved RCBO usage in Victoria.

#### Standard Number:

AS/NZS 61009-1

#### Certification Number:

GMA-515235-EA

#### GSM Electrical (Australia) Pty Ltd

Level 2, 142-144 Fullarton Road, Rose Park SA 5067


P: 1300 301 838 F: 1300 301 778 E: service@gsme.com.au

www.gsme.com.au




Data Specification Sheet  
May 2025

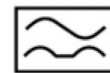
**WORCBO45110**  
**WORCBO45116**  
**WORCBO45120**  
**WORCBO45125**  
**WORCBO45132**  
**WORCBO45140**  
**WORCBO6106**  
**WORCBO6110**  
**WORCBO6116**  
**WORCBO6120**  
**WORCBO6125**  
**WORCBO6132**  
**WORCBO6140**



Page 3 of 3



## WOLVERINE RCBO SERIES TYPE A RCBO 4.5kA and 6kA

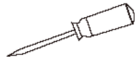

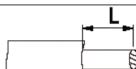



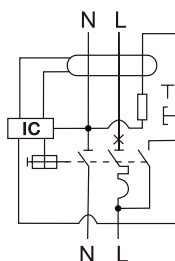
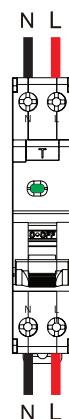
### Installation Instruction

This product **MUST** be installed by a licensed electrician.

Line and Load can be top or bottom.

To avoid damage to RCD disconnect before insulation testing Connect the Neutral cable before the Line active cable.

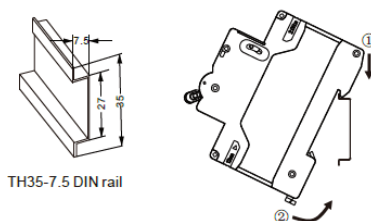
	
	<b>L: 12mm</b> <b>S: (1-10)mm<sup>2</sup></b>
	<b>Recommended 1.5Nm</b>



### Applications:

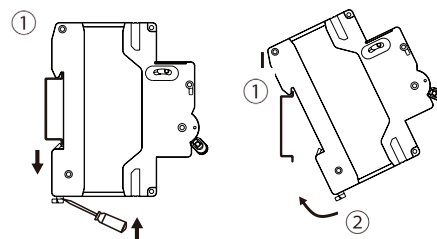
- Used in domestic installations, as well commercial electrical distribution systems
- Protection of circuits against short-circuit currents
- Protection of circuits against overload currents

### Mounting

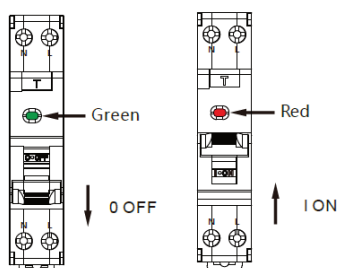


TH35-7.5 DIN rail

### Dismounting



### Status Indication



### Standard Number:

AS/NZS61009-1

### Certification Number:

GMA-515235-EA

### GSM Electrical (Australia) Pty Ltd

Level 2, 142-144 Fullarton Road, Rose Park SA 5067

P: 1300 301 838 F: 1300 301 778 E: service@gsme.com.au

www.gsme.com.au



Data Specification Sheet  
September 2024