

WOBBP18C
WOBBF181
WOBBF183

*See current catalogue for further detail


Cleaning Guide:

Spraying cleaning products on to electrical products is not recommended. It is important to ensure that switches are turned off before cleaning.

Do not use any cleaning sprays - only wipe down with damp cloth or rub with dry cloth. (Do not use an abrasive cloth as it may scratch the plastic).

Do not use harsh chemical cleaners as these can break down the plastic and cause it to crack.

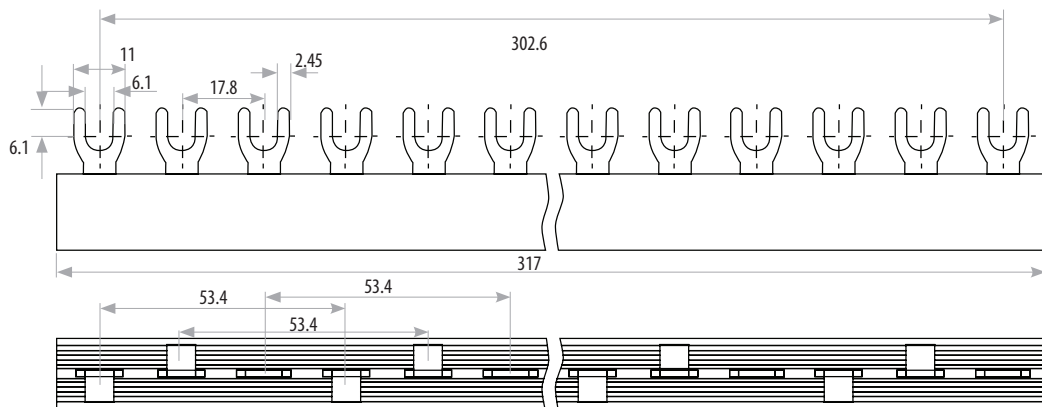
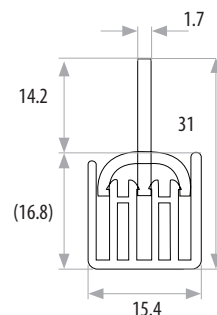
Page 1 of 2



Wolverine Busbar Range

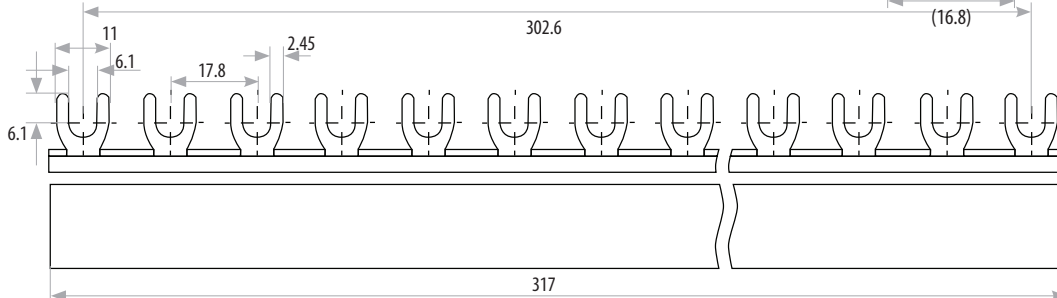
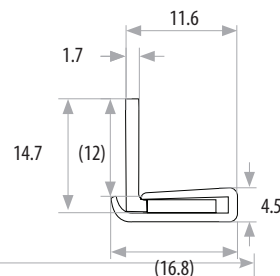
WOBBF183

- Designed for three phase feed in for Active
- Rated current In, busbar comb, end feed 80A
- Rated Voltage 230V/400V
- Type connection Fork type
- Number of phases 3
- Number of modules 18
- Insulated sleeve
- Not Suitable for devices with N-conductor
- Module width 18mm
- Cross section 16mm²



WOBBF181

- Designed for single pole feed in for Active
- Rated current In, busbar comb, end feed 80A
- Rated Voltage 230V
- Type connection Fork type
- Number of phases 1
- Number of modules 18
- Insulated sleeve
- Not Suitable for devices with N-conductor
- Module width 18mm
- Cross section 16mm²



Catalogue Number	Description
WOBBP18C	Busbar Insulated Pin 80 Amp 2 Pole 18 Module Combo Active Plus Neutral Purple
WOBBF181	Busbar Insulated Fork 80 Amp 1 Pole 18 Module Purple
WOBBF183	Busbar Insulated Fork 80 Amp 3 Pole 18 Module Purple



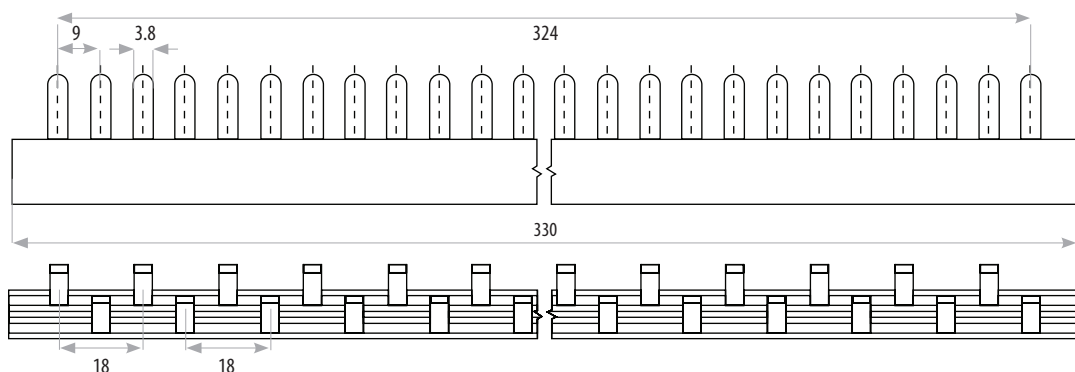
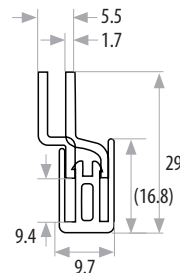
WOBBP18C
WOBBF181
WOBBF183

*See current catalogue for further detail

Wolverine Busbar Range

WOBBP18C

- Designed for single module combination RCBO feed in for Active and Neutral
- Rated current I_n , busbar comb, end feed 80A
- Rated Voltage 230V/400V
- Type connection Pin type
- Number of phases 2
- Number of modules 18
- Insulated sleeve
- Suitable for devices with N-conductor
- Module width 18mm
- Cross section 16mm^2




Cleaning Guide:

Spraying cleaning products on to electrical products is not recommended. It is important to ensure that switches are turned off before cleaning.

Do not use any cleaning sprays - only wipe down with damp cloth or rub with dry cloth. (Do not use an abrasive cloth as it may scratch the plastic).

Do not use harsh chemical cleaners as these can break down the plastic and cause it to crack.

Page 2 of 2



Catalogue Number	Description
WOBBP18C	Busbar Insulated Pin 80 Amp 2 Pole 18 Module Combo Active Plus Neutral Purple
WOBBF181	Busbar Insulated Fork 80 Amp 1 Pole 18 Module Purple
WOBBF183	Busbar Insulated Fork 80 Amp 3 Pole 18 Module Purple