

MEPBMWA



MEERKAT
MEPBMWA



BUTTON CAPS:

MEBUMW
MEBUMBK
MEBUC
MEBUCBK
MEBUCSV
MEBUCMW
MEBUCMBK

Cleaning Guide:

Spraying cleaning products directly on to electrical switches or power points (sockets) is not recommended.

It is important to ensure that switches are turned off before cleaning.

Do not use any cleaning sprays - only wipe down with damp cloth or rub with dry cloth. Do not use an abrasive cloth as it may scratch the plastic.

Do not use harsh chemical cleaners as these can break down the plastic and cause it to crack.



Push Button Switching & Dimming

MEPBMWA Push Button, Multi-Way Remote Dimming and On/Off Switching Amber LED

The MEPBMWA Remote Button enables Multi-Way dimming and ON/OFF switching with the DIMPBDA Digital Dimmer. It can also be used in conjunction with MEPBEA switch for Multi-Way ON/OFF control switching only. An inbuilt LED indicator can be configured two ways by connecting Neutral to the MEPBMWA:

1. The LED indicator can be permanently "ON".
2. Or "ON" while the button is pressed.

The MEPBMWA will operate without neutral connected but the LED indicator will not function. Multiple MEPBMWA push button mechanisms can be connected in parallel to a single DIMPBDA dimmer or a MEPBEA electronic switch, provided the total length of the remote connection does not exceed 50 metres. It operates as a 'slave' button and provides full functionality to the master module that it is connected to.

LOAD COMPATIBILITY

- For use with MEPBEA or DIMPBDA mechs only (NOT FOR STANDALONE MAINS SWITCHING).

FEATURES

- Enables Multi-Way dimming and ON/OFF switching for DIMPBDA Digital Dimmers.
- Enables Multi-Way ON/OFF switching for MEPBEA Electronic Switches.
- Neutral not required for button only operation (no illumination).
- Optional LED Indicator operation requires Neutral.
- Suits Trader and Clipsal* style wall plates.
- Supplied with MEBU Gloss White & Gloss Black buttons, suits Puma, Cougar & Flat Cat gloss finishes.

OPERATING CONDITIONS

- Operating Voltage: 230 - 240V a.c. 50Hz.
- Power Rating: Based upon connected Dimmer or Electronic Switch.
- Connection Type: Flying leads with bootlace terminals.
- Operating Temperature: 0 to +50 °C.
- Compliance Standard: AS/NZS 60669.2.1, CISPR15.

Note: Operation at temperature, voltage or load outside of the specifications may cause permanent damage to the unit.

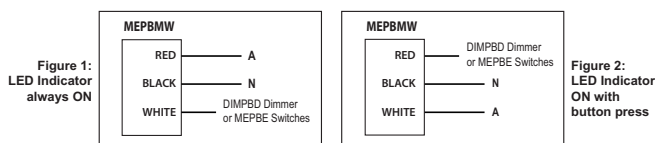
WHITE, BLACK, SILVER, MATT WHITE & MATT BLACK BUTTONS AVAILABLE:

MEBUMW & MEBUMBK (curved button for Flat Cat),
MEBUC & MEBUCBK (flat button for Leopard and Snow Leopard),
MEBUCSV (flat button for Snow Leopard Silver finishes)

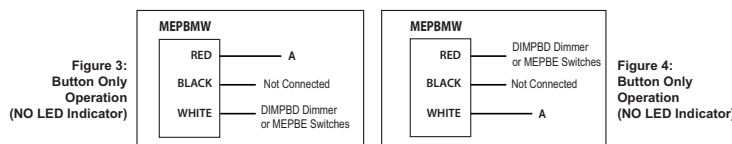
MEBUCMW & MEBUCMBK (flat button for Clouded Leopard matt finishes)

WIRING INSTRUCTIONS

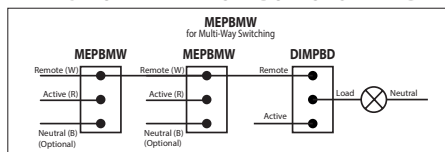
WIRING FOR LED AND BUTTON OPERATION - NEUTRAL PRESENT



WIRING FOR BUTTON ONLY OPERATION - NO NEUTRAL REQUIRED



WIRING MULTIPLE REMOTE BUTTONS WITH DIMPBDA DIMMERS



- Multiple Remote Buttons can be used, provided the total remote wiring length does not exceed 50 metres.
- Either LED ON or Button only wiring configurations can be used.

*The Clipsal brand and associated products are Trademarks of Schneider Electric (Australia) Pty Ltd. and used for reference only.

Certification Number: GMA-516333-EA

GSM Electrical (Australia) Pty Ltd

Level 2, 142-144 Fullarton Road, Rose Park SA 5067

P: 1300 301 838 F: 1300 301 778 E: service@gsme.com.au

www.gsme.com.au



Data Specification Sheet
September 2023