

MEPBE



USED IN
CONJUNCTION WITH:
MEPBMW Push Button
Multi-Way Remote
Dimming and On/Off
Switching



BUTTON CAPS:

MEBUMW
MEBUMBK
MEBUC
MEBUCBK
MEBUCSV
MEBUCMW
MEBUCMBK

Cleaning Guide:

Spraying cleaning products directly on to electrical switches or power points (sockets) is not recommended.

It is important to ensure that switches are turned off before cleaning.

Do not use any cleaning sprays - only wipe down with damp cloth or rub with dry cloth. Do not use an abrasive cloth as it may scratch the plastic.

Do not use harsh chemical cleaners as these can break down the plastic and cause it to crack.



Push Button Switching

MEPBE Push Button, Electronic On/Off Switch, 3-wire

FEATURES

- Soft touch push button ON/ OFF switch.
- Blue LED indicates device status.
- Returns to OFF after loss of power.
- Compatible with a wide range of load types including wire wound transformers & fan motors.
- Compatible with Trader and Clipsal* Style wall plates.
- Multi-Way Switching when used in conjunction with the **MEPBMW** Multi-Way Remote Dimmer & ON/OFF Push Button.
- Supplied with MEBU Gloss White & Gloss Black buttons, suits Puma, Cougar & Flat Cat gloss finishes.

OPERATING CONDITIONS

- Operating Voltage: 230 – 240V a.c. 50Hz
- Maximum Load: 1200W / 500VA (see table below)
- Maximum Current Capacity: 5A
- Terminals: Screw Terminals suit 0.5mm² to 1.5mm² stranded cable (bootlace terminal recommended)
- Operating Temperature: 0 to +50 °C
- Compliance Standard: CISPR15, AS/NZS 3100, AS/NZS 60669.2.1


Note: Operation at temperature, voltage or load outside of the specifications may cause permanent damage to the unit.

LOAD COMPATIBILITY

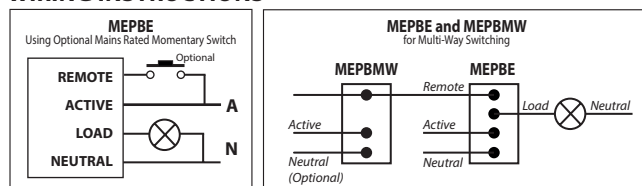
LOAD TYPE	COMPATIBILITY
Incandescent / 240V Halogen	1200W
Fluorescent Tube with Electronic Ballast	500VA
Fluorescent Tube with Iron Core Ballast	500VA
Compact Fluorescent	500VA
Electronic Transformer	500VA
LED	500VA
Wirewound Transformer	500VA
Fan Motors	500VA
Heating Elements	1200W

WHITE, BLACK, SILVER, MATT WHITE & MATT BLACK BUTTONS AVAILABLE:

MEBUMW & MEBUMBK (curved button for Flat Cat),
MEBUC & MEBUCBK (flat button for Leopard and Snow Leopard),
MEBUCSV (flat button for Snow Leopard Silver finishes)
MEBUCMW & MEBUCMBK (flat button for Clouded Leopard matt finishes)



WIRING INSTRUCTIONS



Catalogue Number	Description
MEPBE	Push Button, Electronic On/Off Switch, 3-wire
MEBUMW	Curved Button for MEPBE, MEPBMW & DIMPBD, for use with Flat Cat Matt White
MEBUMBK	Curved Button for MEPBE, MEPBMW & DIMPBD for use with Flat Cat Matt Black
MEBUC	Flat Button Gloss White for DIMPBD, MEPBE, MEPBMW for use & best aperture fit with Leopard & Snow Leopard White.
MEBUCBK	Flat Button Gloss Black for DIMPBD, MEPBE, MEPBMW use & best aperture fit with Leopard & Snow Leopard Black.
MEBUCMW	Flat button for MEPBE, MEPBMW & DIMPBD for use & best aperture fit with Clouded Leopard Matt White. Not suitable for Flat Cat.
MEBUCMBK	Flat button for MEPBE, MEPBMW & DIMPBD for use & best aperture fit with Clouded Leopard Matt Black. Not suitable for Flat Cat.

*The Clipsal brand and associated products are Trademarks of Schneider Electric (Australia) Pty Ltd. and used for reference only.

Certification Number: GMA-517635-EA

GSM Electrical (Australia) Pty Ltd

Level 2, 142-144 Fullarton Road, Rose Park SA 5067

P: 1300 301 838 F: 1300 301 778 E: service@gsme.com.au

www.gsme.com.au



Data Specification Sheet
January 2024

MEPBMW



CAN BE USED IN
CONJUNCTION WITH:
MEPBE Electronic Switch



BUTTON CAPS:

MEBUMW
MEBUMBK
MEBUC
MEBUCBK
MEBUCSV
MEBUCMW
MEBUCMBK

Cleaning Guide:

Spraying cleaning products directly on to electrical switches or power points (sockets) is not recommended.

It is important to ensure that switches are turned off before cleaning.

Do not use any cleaning sprays - only wipe down with damp cloth or rub with dry cloth. Do not use an abrasive cloth as it may scratch the plastic.

Do not use harsh chemical cleaners as these can break down the plastic and cause it to crack.



Push Button Switching & Dimming

MEPBMW Push Button, Multi-Way Remote Dimming and On/Off Switching

The MEPBMW Remote Button enables Multi-Way dimming and ON/OFF switching with the DIMPBD Digital Dimmer. It can also be used in conjunction with MEPBE switch for Multi-Way ON/OFF control switching only. An inbuilt LED indicator can be configured two ways by connecting Neutral to the MEPBMW:

1. The LED indicator can be permanently "ON".
2. Or "ON" while the button is pressed.

The MEPBMW will operate without neutral connected but the LED indicator will not function.

Multiple MEPBMW push button mechanisms can be connected in parallel to a single DIMPBD dimmer or a MEPBE electronic switch, provided the total length of the remote connection does not exceed 50 metres.

It operates as a 'slave' button and provides full functionality to the master module that it is connected to.

LOAD COMPATIBILITY

- For use with MEPBE or DIMPBD mechs only (NOT FOR STANDALONE MAINS SWITCHING).

FEATURES

- Enables Multi-Way dimming and ON/OFF switching for DIMPBD Digital Dimmers.
- Enables Multi-Way ON/OFF switching for MEPBE Electronic Switches.
- Neutral not required for button only operation (no illumination).
- Optional LED Indicator operation requires Neutral.
- Suits Trader and Clipsal* style wall plates.
- Supplied with MEBU Gloss White & Gloss Black buttons, suits Puma, Cougar & Flat Cat gloss finishes.

OPERATING CONDITIONS

- Operating Voltage: 230 - 240V a.c. 50Hz.
- Power Rating: Based upon connected Dimmer or Electronic Switch.
- Connection Type: Flying leads with bootlace terminals.
- Operating Temperature: 0 to +50 °C.
- Compliance Standard: AS/NZS 60669.2.1, CISPR15.

Note: Operation at temperature, voltage or load outside of the specifications may cause permanent damage to the unit.

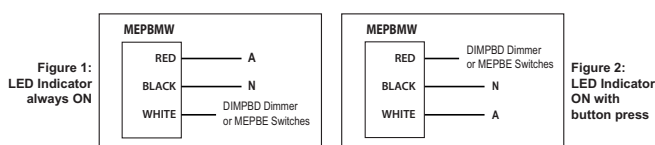
WHITE, BLACK, SILVER, MATT WHITE & MATT BLACK BUTTONS AVAILABLE:

MEBUMW & MEBUMBK (curved button for Flat Cat),
MEBUC & MEBUCBK (flat button for Leopard and Snow Leopard),
MEBUCSV (flat button for Snow Leopard Silver finishes)

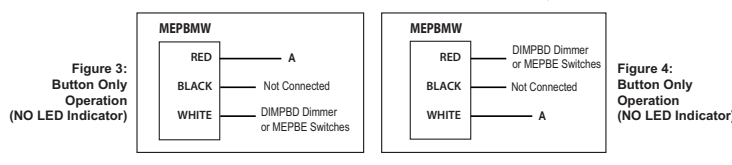
MEBUCMW & MEBUCMBK (flat button for Clouded Leopard matt finishes)

WIRING INSTRUCTIONS

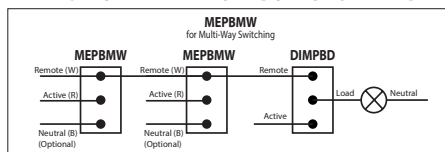
WIRING FOR LED AND BUTTON OPERATION - NEUTRAL PRESENT



WIRING FOR BUTTON ONLY OPERATION - NO NEUTRAL REQUIRED



WIRING MULTIPLE REMOTE BUTTONS WITH DIMPBD DIMMERS



- Multiple Remote Buttons can be used, provided the total remote wiring length does not exceed 50 metres.
- Either LED ON or Button only wiring configurations can be used.

*The Clipsal brand and associated products are Trademarks of
Schneider Electric (Australia) Pty Ltd. and used for reference only.

Certification Number: GMA-516333-EA

GSM Electrical (Australia) Pty Ltd

Level 2, 142-144 Fullarton Road, Rose Park SA 5067

P: 1300 301 838 F: 1300 301 778 E: service@gsme.com.au

www.gsme.com.au



Data Specification Sheet
September 2023

MEPBEA



MEERKAT
MEPBEA

USED IN
CONJUNCTION WITH:
MEPBMW Push Button
Multi-Way Remote
Dimming and On/Off
Switching



BUTTON CAPS:

MEBUMW
MEBUMBK
MEBUC
MEBUCBK
MEBUCSV
MEBUCMW
MEBUCMBK

Cleaning Guide:

Spraying cleaning products directly on to electrical switches or power points (sockets) is not recommended.

It is important to ensure that switches are turned off before cleaning.

Do not use any cleaning sprays - only wipe down with damp cloth or rub with dry cloth. Do not use an abrasive cloth as it may scratch the plastic.

Do not use harsh chemical cleaners as these can break down the plastic and cause it to crack.



Push Button Switching

MEPBEA Push Button, Electronic On/Off Switch, 3-wire Amber LED

FEATURES

- Soft touch push button ON/ OFF switch.
- Amber LED indicates device status.
- Returns to OFF after loss of power.
- Compatible with a wide range of load types including wire wound transformers & fan motors.
- Compatible with Trader and Clipsal* Style wall plates.
- Multi-Way Switching when used in conjunction with the MEPBMW Multi-Way Remote Dimmer & ON/OFF Push Button.
- Supplied with MEBU Gloss White & Gloss Black buttons, suits Puma, Cougar & Flat Cat gloss finishes.

OPERATING CONDITIONS

- Operating Voltage: 230 – 240V a.c. 50Hz
- Maximum Load: 1200W / 500VA (see table below)
- Maximum Current Capacity: 5A
- Terminals: Screw Terminals suit 0.5mm² to 1.5mm² stranded cable (bootlace terminal recommended)
- Operating Temperature: 0 to +50 °C
- Compliance Standard: CISPR15, AS/NZS 3100, AS/NZS 60669.2.1

Note: Operation at temperature, voltage or load outside of the specifications may cause permanent damage to the unit.

LOAD COMPATIBILITY

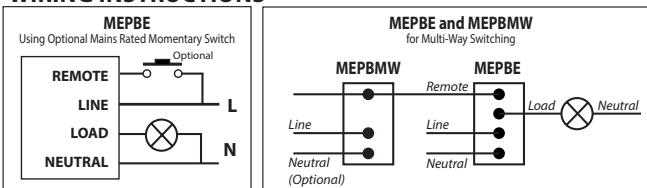
LOAD TYPE	COMPATIBILITY
Incandescent / 240V Halogen	1200W
Fluorescent Tube with Electronic Ballast	500VA
Fluorescent Tube with Iron Core Ballast	500VA
Compact Fluorescent	500VA
Electronic Transformer	500VA
LED	500VA
Wirewound Transformer	500VA
Fan Motors	500VA
Heating Elements	1200W

WHITE, BLACK, SILVER, MATT WHITE & MATT BLACK BUTTONS AVAILABLE:

MEBUMW & MEBUMBK (curved button for Flat Cat),
MEBUC & MEBUCBK (flat button for Leopard and Snow Leopard),
MEBUCSV (flat button for Snow Leopard Silver finishes)
MEBUCMW & MEBUCMBK (flat button for Clouded Leopard matt finishes)



WIRING INSTRUCTIONS



Catalogue Number	Description
MEPBEA	Push Button, Electronic On/Off Switch, 3-wire Amber LED
MEBUMW	Curved Button for MEPBE, MEPBMW & DIMPBD, for use with Flat Cat Matt White
MEBUMBK	Curved Button for MEPBE, MEPBMW & DIMPBD for use with Flat Cat Matt Black
MEBUC	Flat Button Gloss White for DIMPBD, MEPBE, MEPBMW for use & best aperture fit with Leopard & Snow Leopard White.
MEBUCBK	Flat Button Gloss Black for DIMPBD, MEPBE, MEPBMW use & best aperture fit with Leopard & Snow Leopard Black.
MEBUCMW	Flat button for MEPBE, MEPBMW & DIMPBD for use & best aperture fit with Clouded Leopard Matt White. Not suitable for Flat Cat.
MEBUCMBK	Flat button for MEPBE, MEPBMW & DIMPBD for use & best aperture fit with Clouded Leopard Matt Black. Not suitable for Flat Cat.

*The Clipsal brand and associated products are Trademarks of Schneider Electric (Australia) Pty Ltd. and used for reference only.

Certification Number: GMA-517635-EA

GSM Electrical (Australia) Pty Ltd

Level 2, 142-144 Fullarton Road, Rose Park SA 5067

P: 1300 301 838 F: 1300 301 778 E: service@gsme.com.au

www.gsme.com.au



Data Specification Sheet
January 2024

MEPBMWA



MEERKAT
MEPBMWA



BUTTON CAPS:

MEBUMW
MEBUMBK
MEBUC
MEBUCBK
MEBUCSV
MEBUCMW
MEBUCMBK

Cleaning Guide:

Spraying cleaning products directly on to electrical switches or power points (sockets) is not recommended.

It is important to ensure that switches are turned off before cleaning.

Do not use any cleaning sprays - only wipe down with damp cloth or rub with dry cloth. Do not use an abrasive cloth as it may scratch the plastic.

Do not use harsh chemical cleaners as these can break down the plastic and cause it to crack.



Push Button Switching & Dimming

MEPBMWA Push Button, Multi-Way Remote Dimming and On/Off Switching Amber LED

The MEPBMWA Remote Button enables Multi-Way dimming and ON/OFF switching with the DIMPBDA Digital Dimmer. It can also be used in conjunction with MEPBEA switch for Multi-Way ON/OFF control switching only. An inbuilt LED indicator can be configured two ways by connecting Neutral to the MEPBMWA:

1. The LED indicator can be permanently "ON".
2. Or "ON" while the button is pressed.

The MEPBMWA will operate without neutral connected but the LED indicator will not function. Multiple MEPBMWA push button mechanisms can be connected in parallel to a single DIMPBDA dimmer or a MEPBEA electronic switch, provided the total length of the remote connection does not exceed 50 metres. It operates as a 'slave' button and provides full functionality to the master module that it is connected to.

LOAD COMPATIBILITY

- For use with MEPBEA or DIMPBDA mechs only (NOT FOR STANDALONE MAINS SWITCHING).

FEATURES

- Enables Multi-Way dimming and ON/OFF switching for DIMPBDA Digital Dimmers.
- Enables Multi-Way ON/OFF switching for MEPBEA Electronic Switches.
- Neutral not required for button only operation (no illumination).
- Optional LED Indicator operation requires Neutral.
- Suits Trader and Clipsal* style wall plates.
- Supplied with MEBU Gloss White & Gloss Black buttons, suits Puma, Cougar & Flat Cat gloss finishes.

OPERATING CONDITIONS

- Operating Voltage: 230 - 240V a.c. 50Hz.
- Power Rating: Based upon connected Dimmer or Electronic Switch.
- Connection Type: Flying leads with bootlace terminals.
- Operating Temperature: 0 to +50 °C.
- Compliance Standard: AS/NZS 60669.2.1, CISPR15.

Note: Operation at temperature, voltage or load outside of the specifications may cause permanent damage to the unit.

WHITE, BLACK, SILVER, MATT WHITE & MATT BLACK BUTTONS AVAILABLE:

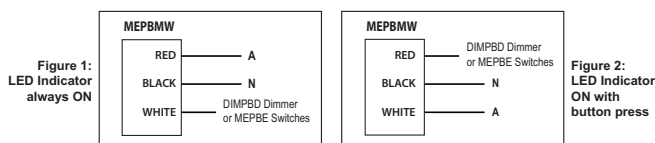
MEBUMW & MEBUMBK (curved button for Flat Cat),
MEBUC & MEBUCBK (flat button for Leopard and Snow Leopard),
MEBUCSV (flat button for Snow Leopard Silver finishes)

MEBUCMW & MEBUCMBK (flat button for Clouded Leopard matt finishes)

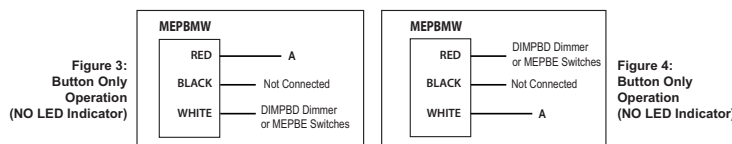


WIRING INSTRUCTIONS

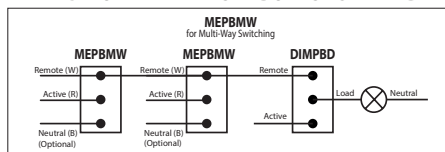
WIRING FOR LED AND BUTTON OPERATION - NEUTRAL PRESENT



WIRING FOR BUTTON ONLY OPERATION - NO NEUTRAL REQUIRED



WIRING MULTIPLE REMOTE BUTTONS WITH DIMPBDA DIMMERS



- Multiple Remote Buttons can be used, provided the total remote wiring length does not exceed 50 metres.
- Either LED ON or Button only wiring configurations can be used.

*The Clipsal brand and associated products are Trademarks of Schneider Electric (Australia) Pty Ltd. and used for reference only.

Certification Number: GMA-516333-EA

GSM Electrical (Australia) Pty Ltd

Level 2, 142-144 Fullarton Road, Rose Park SA 5067

P: 1300 301 838 F: 1300 301 778 E: service@gsme.com.au

www.gsme.com.au



Data Specification Sheet
September 2023

DIMPBD



Dimpala
DIMPBD

CAN BE USED IN CONJUNCTION WITH:
MEPBMW Push Button for Multi-Way Remote Dimming and On/Off switching



BUTTON CAPS:

MEBUMW
MEBUMBK
MEBUC
MEBUCBK
MEBUCSV
MEBUCMW
MEBUCMBK

Cleaning Guide:

Spraying cleaning products directly on to electrical switches or power points (sockets) is not recommended.

It is important to ensure that switches are turned off before cleaning.

Do not use any cleaning sprays - only wipe down with damp cloth or rub with dry cloth. Do not use an abrasive cloth as it may scratch the plastic.

Do not use harsh chemical cleaners as these can break down the plastic and cause it to crack.

Push Button Dimming

DIMPBD Push Button, Digital Dimmer, Trailing Edge

FEATURES

- DIMPBD Push Button Digital Dimmer and ON/OFF switch in one - perfect for dimmable LED.
- Multi-Way Dimming and Switching when used in conjunction with MEPBMW slave unit. Push Button Multi-Way Remote.
- Wider range - Deep Dimming to Zero on most lamps.
- Programmable minimum brightness.
- Double tap when ON - lights dim down to OFF over 30 minutes.
- Double tap when OFF - turn lights ON at previous level and ramps to full brightness over 30 minutes.
- Restarts OFF and retains settings after power loss.
- Improved patented ripple tone filtering.
- Rugged Over Current, Over Voltage and Over Temperature protection.
- Illuminated LED - configurable.
- Trailing Edge dimming with linear response.
- Suits both Trader and Clipsal® wall plates.
- Supplied with MEBU Gloss White & Gloss Black buttons, suits Puma, Cougar & Flat Cat gloss finishes.
- NOT SUITABLE FOR FANS AND MOTORS.

OPERATING CONDITIONS

- Operating Voltage: 230-240Va.c. 50Hz
- Maximum Load: 350W (see table below)
- Minimum Load: 1W
- Maximum Current Capacity: 1.5A
- Connection Type: Flying leads with bootlace terminals
- Operating Temperature: 0 to +50 °C
- Certified Standard: AS/NZS 60669.2.1, CISPR15

Note: Operation at temperature, voltage or load outside of the specifications may cause permanent damage to the unit.

WHITE, BLACK, SILVER, MATT WHITE & MATT BLACK BUTTONS AVAILABLE:

MEBUMW & MEBUMBK (curved button for Flat Cat),
MEBUC & MEBUCBK (flat button for Leopard and Snow Leopard),
MEBUCSV (flat button for Snow Leopard Silver finishes)
MEBUCMW & MEBUCMBK (flat button for Clouded Leopard matt finishes)

LOAD COMPATIBILITY

LOAD TYPE	LOAD SYMBOL	MAXIMUM LOAD
Dimmable LED Lamps ⁽¹⁾		250W
Incandescent / 240V Halogen / Dichroic Lamps		350W
Low Voltage Halogen / Dichroic Lighting with Iron-Core Transformers ⁽²⁾		250W
Low Voltage Halogen / Dichroic Lighting with Electronic Transformers ⁽²⁾		350W
Dimmable Compact Fluorescent Lamps ⁽¹⁾		150W
Motors / Fans		Not Compatible
Non-Dimmable Fluorescent / Compact Fluorescent Lamps		Not Compatible

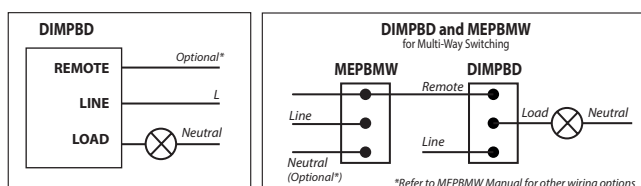
⁽¹⁾ Refer to lamp manufacturer's guidelines.

⁽²⁾ Compatible with Atco & Clipsal® transformers when loaded to at least 75% of their rated output.

WIRING INSTRUCTIONS

WIRING

- Disconnect power at the circuit breaker before any electrical work.
- Install the DIMPBD as per the wiring diagram in figure below.



*The Clipsal brand and associated products are Trademarks of Schneider Electric (Australia) Pty Ltd. and used for reference only

Certification Number: GMA-516333-EA

GSM Electrical (Australia) Pty Ltd

Level 2, 142-144 Fullarton Road, Rose Park SA 5067

P: 1300 301 838 F: 1300 301 778 E: service@gsme.com.au

www.gsme.com.au



Data Specification Sheet
September 20230

DIMPBDA



Dimpala
DIMPBDA

CAN BE USED IN CONJUNCTION WITH:

MEPBMWA Push Button for Multi-Way Remote Dimming and On/Off switching



BUTTON CAPS:

MEBUMW
MEBUMBK
MEBUC
MEBUCBK
MEBUCSV
MEBUCMW
MEBUCMBK

Cleaning Guide:

Spraying cleaning products directly on to electrical switches or power points (sockets) is not recommended.

It is important to ensure that switches are turned off before cleaning.

Do not use any cleaning sprays - only wipe down with damp cloth or rub with dry cloth. Do not use an abrasive cloth as it may scratch the plastic.

Do not use harsh chemical cleaners as these can break down the plastic and cause it to crack.

Push Button Dimming

DIMPBDA Push Button, Digital Dimmer, Trailing Edge Amber LED

FEATURES

- DIMPBDA Push Button Digital Dimmer and ON/OFF switch in one - perfect for dimmable LED.
- Multi-Way Dimming and Switching when used in conjunction with MEPBMWA slave unit. Push Button Multi-Way Remote.
- Wider range - Deep Dimming to Zero on most lamps.
- Programmable minimum brightness.
- Double tap when ON - lights dim down to OFF over 30 minutes.
- Double tap when OFF - turn lights ON at previous level and ramps to full brightness over 30 minutes.
- Restarts OFF and retains settings after power loss.
- Improved patented ripple tone filtering.
- Rugged Over Current, Over Voltage and Over Temperature protection.
- Illuminated LED - configurable.
- Trailing Edge dimming with linear response.
- Suits both Trader and Clipsal® wall plates.
- Supplied with MEBU Gloss White & Gloss Black buttons, suits Puma, Cougar & Flat Cat gloss finishes.
- NOT SUITABLE FOR FANS AND MOTORS.

OPERATING CONDITIONS

- Operating Voltage: 230-240Va.c. 50Hz
- Maximum Load: 350W (see table below)
- Minimum Load: 1W
- Maximum Current Capacity: 1.5A
- Connection Type: Flying leads with bootlace terminals
- Operating Temperature: 0 to +50 °C
- Certified Standard: AS/NZS 60669.2.1, CISPR15

Note: Operation at temperature, voltage or load outside of the specifications may cause permanent damage to the unit.

WHITE, BLACK, SILVER, MATT WHITE & MATT BLACK BUTTONS AVAILABLE:

MEBUMW & MEBUMBK (curved button for Flat Cat),

MEBUC & MEBUCBK (flat button for Leopard and Snow Leopard),

MEBUCSV (flat button for Snow Leopard Silver finishes)

MEBUCMW & MEBUCMBK (flat button for Clouded Leopard matt finishes)

LOAD COMPATIBILITY

LOAD TYPE	LOAD SYMBOL	MAXIMUM LOAD
Dimmable LED Lamps ⁽¹⁾		250W
Incandescent / 240V Halogen / Dichroic Lamps		350W
Low Voltage Halogen / Dichroic Lighting with Iron-Core Transformers ⁽²⁾		250W
Low Voltage Halogen / Dichroic Lighting with Electronic Transformers ⁽²⁾		350W
Dimmable Compact Fluorescent Lamps ⁽¹⁾		150W
Motors / Fans		Not Compatible
Non-Dimmable Fluorescent / Compact Fluorescent Lamps		Not Compatible

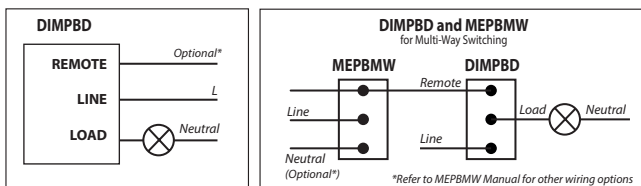
⁽¹⁾ Refer to lamp manufacturer's guidelines.

⁽²⁾ Compatible with Atco & Clipsal® transformers when loaded to at least 75% of their rated output.

WIRING INSTRUCTIONS

WIRING

- Disconnect power at the circuit breaker before any electrical work.
- Install the DIMPBDA as per the wiring diagram in figure below.



*The Clipsal brand and associated products are Trademarks of Schneider Electric (Australia) Pty Ltd. and used for reference only

Certification Number: GMA-516333-EA

GSM Electrical (Australia) Pty Ltd

Level 2, 142-144 Fullarton Road, Rose Park SA 5067

P: 1300 301 838 F: 1300 301 778 E: service@gsme.com.au

www.gsme.com.au



Data Specification Sheet
September 2023