

## BESMOKEY10

\*See current catalogue for further detail



### Page 1 of 2

#### Cleaning Guide:

Spraying cleaning products on to electrical products is not recommended. It is important to ensure that switches are turned off before cleaning.

Do not use any cleaning sprays - only wipe down with damp cloth or rub with dry cloth. (Do not use an abrasive cloth as it may scratch the plastic).

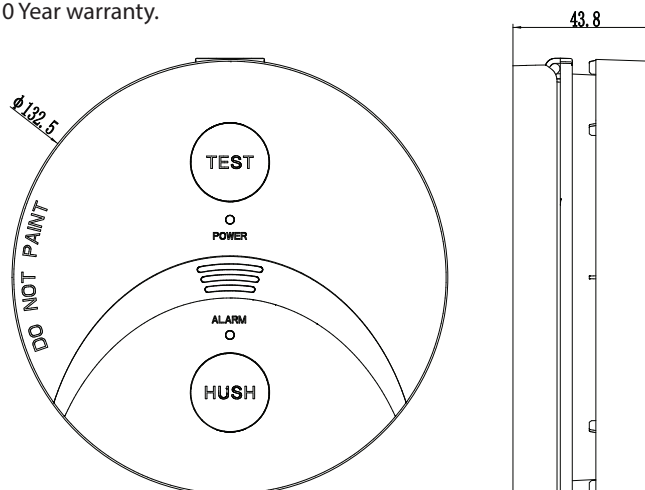
Do not use harsh chemical cleaners as these can break down the plastic and cause it to crack.

BESMOKEY10 Smoke Alarms come with a 10 Year Warranty from date of purchase. BESMOKEY10 Accessories are warranted for 7 Years from date of purchase. Proof of Purchase is required for Warranty Claims

– please see [www.gsme.com.au](http://www.gsme.com.au) for details regarding warranty claims.

## Bear Photoelectric Smoke Alarm Wireless Ready

- Photoelectric Sensing Technology.
- Activfire Listed.
- Complies with AS3786:2014.
- Main power source 220-240 V AC 50 Hz.
- Secondary power source DC 3V battery 10 Year Lithium.
- Interconnection Max. 24 alarms (wired 150m maximum).
- Wireless upgradeable by clipping in BESMOKEY10WM and linking with other alarms that also contain the module.
- 4 hard wired Terminals that accommodate 2 x 2.5mm<sup>2</sup> (A, E-Loop, N, I-connect) for hard wired applications.
- Surface Mount Base Plate with Large Cable Terminals.
- Suitable for Ceiling or Wall Mounting.
- Alarm volume ≥ 85dB(A) @ 3m complying with ISO8201 alarm pattern.
- Operating Temperature 0 °C to 40 °C.
- Maximum humidity for installation: 5-95% Relative Humidity.
- Red LED Alarm Status Indication.
- Green LED AC Mains Power Indication.
- Separate test and Hush Buttons to assist with wireless linking.
- Insect Screen protects Sensing Chamber.
- Sleek Styling.
- The BESMOKEY10 with BESMOKEY10WM can also pair to BESMOKEY10BW 10 Year Lithium Wireless Smoke Alarm.
- 10 Year warranty.



Catalogue Number	Description
BESMOKEY10	Smoke Alarm Photoelectric Surface Mount 220-240V AC 3V DC Lithium 10 Year Battery Wireless Interconnect Ready 4 Terminals

**Certification Number:**  
Active Fire: afp-3688

**GSM Electrical (Australia) Pty Ltd**  
Level 2, 142-144 Fullarton Road, Rose Park SA 5067  
P: 1300 301 838 F: 1300 301 778 E: [service@gsme.com.au](mailto:service@gsme.com.au)  
[www.gsme.com.au](http://www.gsme.com.au)



Data Specification Sheet  
October 2022



## BESMOKEY10

\*See current catalogue for further detail



### Page 2 of 2

#### Cleaning Guide:

Spraying cleaning products on to electrical products is not recommended. It is important to ensure that switches are turned off before cleaning.

Do not use any cleaning sprays - only wipe down with damp cloth or rub with dry cloth. (Do not use an abrasive cloth as it may scratch the plastic).

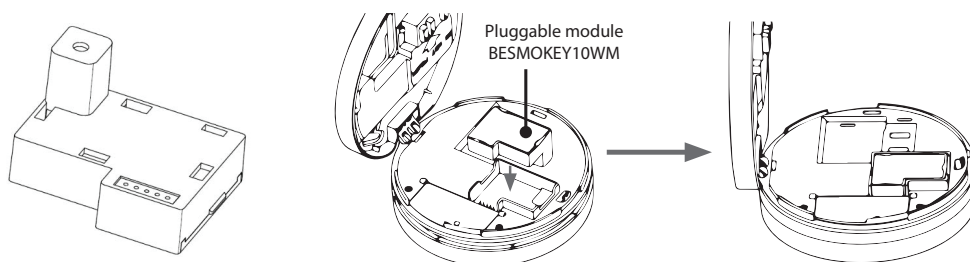
Do not use harsh chemical cleaners as these can break down the plastic and cause it to crack.

BESMOKEY10 Smoke Alarms come with a 10 Year Warranty from date of purchase. BESMOKEY10 Accessories are warranted for 7 Years from date of purchase. Proof of Purchase is required for Warranty Claims

– please see [www.gsme.com.au](http://www.gsme.com.au) for details regarding warranty claims.

## Bear Photoelectric Smoke Alarm Wireless Ready

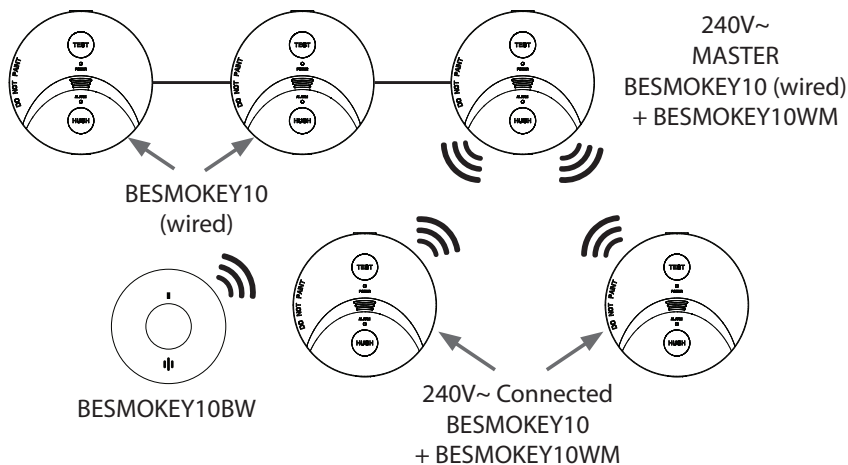
### Making BESMOKEY10 Wireless:



To make wireless, before removing battery tag add BESMOKEY10MW, then connect battery and power. Follow instruction to pair the wireless alarms in the network.

Example of a network using BESMOKEY10 combined with hard wired and interconnected (using cable) with a single “master” alarm with the BESMOKEY10MW module fitted communicating with others in the system that are operating from the 10 Year Lithium battery.

### NETWORK CONFIGURATION EXAMPLE



BESMOKEYREM can be installed on wireless network for convenient control.

**Certification Number:**  
Active Fire: afp-3688

**GSM Electrical (Australia) Pty Ltd**  
Level 2, 142-144 Fullarton Road, Rose Park SA 5067  
P: 1300 301 838 F: 1300 301 778 E: [service@gsme.com.au](mailto:service@gsme.com.au)  
[www.gsme.com.au](http://www.gsme.com.au)



Data Specification Sheet  
October 2022

